

JOIN THE ROOSTER TAILS TO FISH FOR STRIPED BASS & HALIBUT C~GULL II CHARTER BOAT - EMERYVILLE MARINA

(FISH EMERYVILLE, 3310 POWELL STREET, EMERYVILLE, CA 94608. TRAVEL TIME FROM
AUBURN ELKS LODGE TO EMERYVILLE IS APPROXIMATELY TWO-HOURS, 111 MILES)

WEDNESDAY, JUNE 20, 2018



Owner & Captian Don Wong



Rooster Tail Members, *Member* spouse/partners, are invited to participate in a fun saltwater fishing outing on **Wednesday, June 20th**, on San Francisco Bay. The Rooster Tails Fishing Club has put emphasis for many years on fishing fresh water lakes, reservoirs, rivers, and is now providing an opportunity to catch saltwater fish. We want to offer you as many diverse fishing opportunities with benefits and prices not normally available as individuals including this trip. **We will be organizing this saltwater trip to fish for striped bass and halibut on the C-Gull II Charter boat, leaving from the Emeryville Marina dock at 6:00 a.m. and returning at 4:00 p.m.** We have reserved the entire boat for our members use.

The C-Gull II is a fast 50-foot fiberglass vessel with a wide 15-foot beam powered by twin 400 horsepower diesel engines and is certified annually by the US Coast Guard. The C-Gull II bolsters state of art electronics, safety equipment, rest-room, enclosed seating, as well as experienced deck hands for a safe and enjoyable fishing experience. Captain Don Wong has many years of fishing knowledge and experience and a reputation of putting his clients on limits of fish.

PLEASE NOTE THE FOLLOWING DETAILS: For us to reserve the entire boat at the reduced rate of \$100 per angler, we need a minimum of 21 Rooster Tail member-anglers to sign-up with full payment. **Any short fall of the minimum 21 RTs by June 1st, RT members will be allowed to bring any number of their guests.** The C-Gull II has a 'full load' capacity of 28, but will be only for our use. We need a participation commitment early for a firm head-count to secure our \$250 deposit we made and to reserve the boat as a club charter. For those without saltwater gear, tackle package are available for \$15. Parking is \$3.00 and RT members are encouraged to car pool. To find phone numbers of members by community/town, log on to our club web site at www.roostertailsfishingclub.org and click on the **Members Only** tab. Make your hundred-dollar check out to RTFC, and mail it to P.O. Box 7441, Auburn, CA 95604. The club will cut a check to Captain Wong for the trip, tips and other expenditures are the responsibility of each individual.


For more information about the trip contact Host and RT Board of Directors Member Mike Walker 530-886-8243 or 916-577-0924.

IDENTIFICATION OF COMMON GROUND FISH SPECIES

(of Washington, Oregon and Northern California)

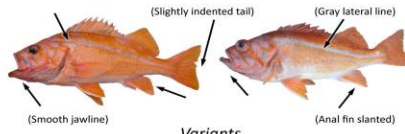
Anglers are responsible for knowing current fishing regulations, which can change frequently. Check the state website for up-to-date information.

Yelloweye Rockfish



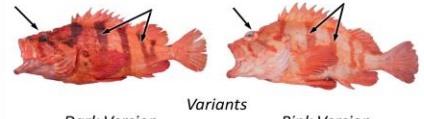
Bright yellow eye and raspy ridges above eye.
Fins usually have black edges.
Juveniles have 1 or 2 white stripes along side of body.

Canary Rockfish



Typically three stripes across side of head and gill plate. Body orange mottled with gray.

Tiger Rockfish



Strong ridges between eyes.
5 or 6 vertical bars on body.

Vermilion Rockfish




Lower jawline rough to touch. Body reddish and mottled with gray. Anal fin rounded.

Black Rockfish



Large mouth. Body mottled with gray. White belly. Black spots on the dorsal membrane.

Deacon Rockfish



Small mouth with extended lower lip. Vague stripes across forehead. Blue-tipped pelvic fins. Many small speckles covering sides of body.

Copper Rockfish



Light colored band along the last 2/3 of lateral line.

Bocaccio



Large mouth extending upwards. Slightly concave between mouth and dorsal fin. Body orange, olive or brown.

Blue Rockfish



Small mouth. Vague stripes across forehead. Blue-tipped pelvic fins. Large angular blotches on sides of body.

Quillback Rockfish



Freckles on head and/or throat. Yellowish saddle markings do not extend to tail.

China Rockfish



Broad yellow stripe starting on dorsal fin, along lateral line. Yellowish white freckles.

Yellowtail Rockfish



Fins yellowish, large mouth. May have pale patches or spots on back. May be confused with Olive Rockfish.

Widow Rockfish



Small mouth, anal fin slanted posteriorly.

Brown Rockfish



Dark brown patch or spot on gill cover. Underside of throat and lower jaw pinkish. Fins may be pinkish.

Lingcod



Large mouth and large teeth. Deep notch in long dorsal fin. Elongated body. Smooth skin.

Cabazon



Flap of skin above eye and on snout. Huge mouth, small teeth. Body marbled. Smooth skin.

Kelp Greenling-Male



Small mouth, small teeth. Blue spots may be faint except when breeding, when they become almost neon. Smooth skin.

Kelp Greenling-Female



Small mouth, small teeth. Reddish spots. Smooth skin.



wdfw.wa.gov



dfw.state.or.us



wildlife.ca.gov



psmfc.org

Photos courtesy Vicky Okimura; WDFW

REV. 2016

General RULES for Charter Boat Fishing:

- Etiquette is a **MUST** for charter boat fishing for your sake and that of other anglers on board. First and foremost, always obey the Captain and Deckhands. Even if you are an experienced charter boat angler, without your attention and cooperation, things tend to go wrong. The charter boat crew's goal is to keep you and *all the other* anglers happy.
- Safety is everyone's responsibility. Once on board and underway, always be aware of those around you and their fishing gear, especially hooks.
- If you are renting charter boat rods/reels and tackle, be sure to treat their gear with care. Damaged rigs will be charged to you the renter.
- Have a reasonable knowledge of the species being targeted for the trip and fishing techniques for pursuing them. A conversation with a knowledgeable saltwater angler or bait store in advance of the trip will improve the odds of landing fish. The internet is also a good resource for understanding tackle and rigging.
- Exercise patience, kindness, and courtesy with everyone on board. Cursing loudly solves little and may offend others on board including the crew. Never drink excessively (if allowed at all) which is at the Captain's discretion. If lines get tangled, don't get frustrated or assess blame, work with the Deckhands. Most tangles are the result of not paying attention or not following instructions from the Captain and crew.
- Although we all want to catch fish and the memories of the one that got-a-way... Make your goal of this trip is to have fun and enjoy the camaraderie of your fellow Rooster Tail Members and their guests. Preparation, attention to details, patience, and luck will reward you with a nice catch...

General ADVICE for a Fun Charter Boat Fishing Experience:

Deck space will be minimal onboard so if you bring a 'steamer trunk' of fishing gear, food/beverages, and clothes, you will be relegated to an out-of-the-way fishing rail-spot. Over-doing-it also creates a safety issue, plan ahead, pack wisely and conservatively to cover the following bases:

- Obvious, but fishing licenses have been left on the kitchen counter when heading out for the fishing trip. Double, triple-check that you brought it with you or you will have to buy another one before boarding the charter boat!
- Bring something to eat and drink, keep in mind that what goes-in, might come-out, mild foods are recommended, just in case... Plan on easy-access small proportions that you can 'graze-on' to cover breakfast and lunch. Keep in mind that the same hands that will be handling bait and fish will also be used to handle your food. A good idea is to include some 'wet' hand-wipes and a few napkins to make your food more enjoyable.
- Don't be 'macho', if you think you are susceptible to motion-sickness, plan ahead to cover that issue. Dramamine, or an equivalent, or a prescription motion prevention patch will make your trip enjoyable. (Take it BEFORE leaving the marina dock!)
- If you are bringing alcoholic beverages, keep them at minimum, **no glass**, and plan on keeping them out of the way. Do not throw anything overboard!
- A camera sealed in a Zip-Lock will protect your equipment and preserve your bragging-rights and the great times with fellow club members. Provide the club with your quality photos so we can forward them to fishing publications and we will also include them in the Rooster Tails newsletter and on the club web site.
- Bring comfortable layered clothes to cover yourself for windy ocean sprayed-air with 40 degree temperature conditions to 80 degree blazing hot sun later in the day. A good sunscreen, a tie-down hat, and sunglasses are a must! (Fashion is not considered important when ocean fishing, but function is!)
- Be sure to bring a half dozen 'fish rags', you will need them (no paper towels, please).
- Wear non-marking, non-slip, warm and water resistant shoes or 'ocean boots' with sneakers in your carry on. Also an extra pair of dry socks might be need for the drive back home.

- If bring your own gear, plan on 2 or 3 sturdy fast-action salt water rods/reels designed specifically for ocean jig-fishing for rock cod or plan on renting them. 30 lb. braid is the line of choice with 20 lb. mono-leader material. Throw an extra spool of mono in your tackle bag.
- Bring a rail-clamp rod-holder, not all charter boat provide them.
- As back-up, bring a few extra rock cod shrimp-fly rigs, at least three in white and two in another color for bottom fishing. Ling cod 'irons' are a must and as an alternative large swim-baits. Also bring a dozen 6 – 8 ounce lead-sinkers is also a good idea, snags are inevitable. Some experienced charter boat anglers us 'non-snagging' 8+ ounce nylon bags filled with lead-shot tied-off with wire and a large snap-swivel should there be a tangle.
- Bring at least 2 medium sized bungee cords to transport rods and to secure them to the 'rail' while 'under-way'.
- You will need long-nose pliers, scissors, a folding knife, extra line, and a small water-resistant tackle box/bag. A tip to help untangle a reel-back lash is to bring along a small #1 crochet needle which is especially useful with un-doing 'braid bird nests'.
- Bring some cash in small denominations, ones, fives & tens for crew tips (ten – twenty bucks is customary); also to buy extra tackle (sinkers, shrimp flies); to pay for fish cleaning/bagging (usually \$10-\$20 depending on 'service'); to buy snacks; and also to put money in the 'Big Fish Pool', etc.
- Leave a large cooler in your vehicle to take you fish home. If you put a block or two of ice in your cooler, which will stay mostly frozen so no stopping to buy ice for the ride home.
- Polarized glasses are best to minimize the glare that reflects off the water from the sun, even on a cloudy days. Secure your sunglasses with a sunglass neck-strap to keep them from accidentally going over-board when fighting that monster cod.
- Rub-on sun protection lotion/lip balm (no spray-on sunscreen lotion if you want to be friends with the angler next to you) with a high SPF (minimum 30) for protection against sunburn, since ocean water reflects the sun's glare and causes wind and sun burns quickly. It is a good idea to apply the sunscreen products at home and thoroughly washing your hands afterwards before boarding the charter boat and handling bait and tackle.
- Use a compact duffel bag or better yet, a back-pack to stow everything which leaves your hands free to carry your cooler and fishing gear. Just as a reminder, space will be at a premium, so roll-up and tightly pack extra outer cloths, especially rain gear, and other personal essentials, don't forget your meds! Line the duffel bag with a plastic bag to keep items dry.
- Frequently, there will be cell phone access on near shore ocean waters. To stay in touch with family and friends with a call while bobbing around from the ocean. Also, give a fellow RT a call from the boat and tell them about the big fish you just landed and let them know what they are missing.
- Lastly, bring a GOOD ATTITUDE! Fishing is fishing and it will be up to the fish to choose you to bring home a limit of really good and fresh table fare!**